

Access reader Mifare®

Fields of application

- Access control
- Time recording
- Time management
- Door management
- Parking systems
- Elevator control

Functions

- Contact less reading method (ISO 14443A)
- Reading of serial number and sector-block information
- Reading distance: up to 6 cm
- Connection of 8 card readers to the access controller **XMP-K32Lite** or **XMP-K32** (UCI/SecuCrypt Protocol)
- Firmware update from Host-PC via XMP-K32/K32L possible
- Power supply 12 - 24 V/DC over door-control
- Adjustable address via dip switch
- Sabotage tamper
- Signaling: 3x LED, 1x buzzer
- Standard housing for installation into standard socket system (e.g. Jung, Gira, Busch-Jäger)
- Easy mounting by Phoenix connectors

Technical Data

Case:	Jung LS990 blank cover Material: duroplastic
Color:	White
Dimensions (LxWxH):	Frame size: 81 x 81 x 11 mm Card reader : 40,5 x 40,5 x 24 mm Supporting frame (Metal) 71 x 71x 1 mm
Protection type:	IP 54
Supply voltage:	12-24 V (AC / DC)
Current consumption:	Approx. 120 mA / 12V DC
Environmental conditions:	From -20°C to +70°C (operation and storage)
Interfaces:	RS 485 (2 wire)
Processor:	M16C 16 Bit; 16 MHz; CMOS-Design
Program memory:	RAM 20kB Flash-Memory 256kB

Important customer info!

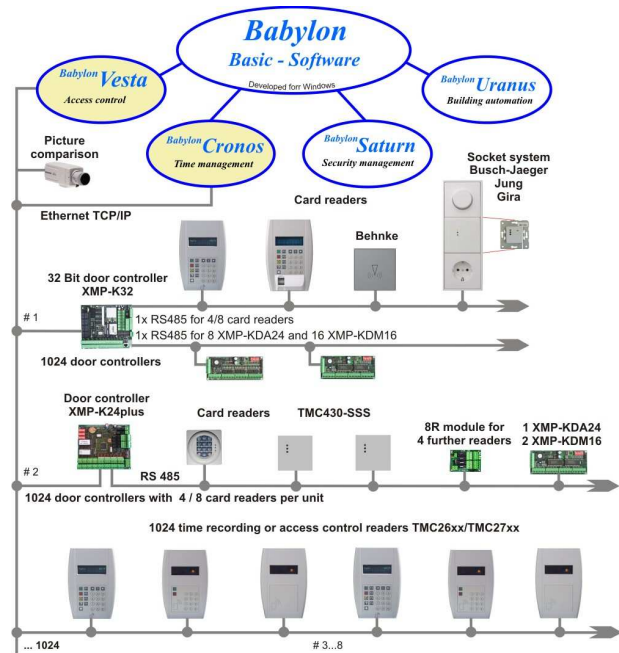
Defective plates must be disposed professionally.
Batteries and accumulators are hazardous waste.

The packing can be used again must be disposed. The green filling material can be disposed as Bio waste.

protecting, managing, booking



XMP-TMC2450-UP



TMC2450-UP

(Up to 8 readers connectable at the door control unit
XMP-K32Lite /XMP-K32)

Legend

XMP-K24^{plus}: intelligent door control unit with RS485 interface. Up to 8 access control terminals connectable. The **XMP-K24^{plus}** is equipped with 8 digital outputs and 16 digital inputs.

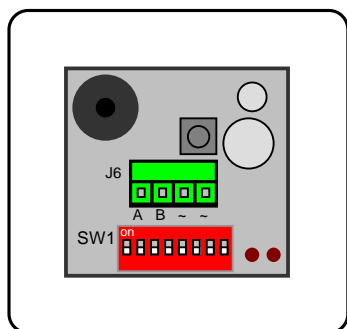
XMP-K32: intelligent door control unit with RS485 and 10/100Mbit LAN interface. 266MHz processor with Linux embedded operating system.

100.000 access levels, **500.000** master data (extendable on **2.000.000**). Up to **500.000** bookings can be stored. Up to 8 access terminals are connectable.

Order number:

XMP-TMC2450-UP

Cover with LEDs: XMP-TMC24-UP-00*

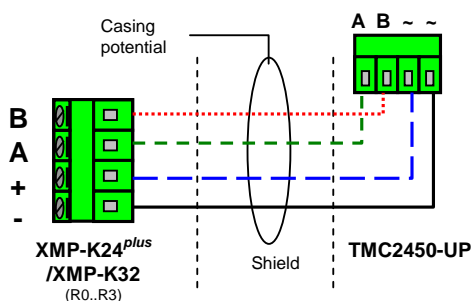


Backside of the reader

Terminal assignment for the XMP-TMC2450-UP

TMC2450-UP	XMP-K24/K32 (R1..R4)	Description
~	+ or -	Power supply
~	+ or -	Power supply
A	A	Reader interface
B	B	Reader interface

Scheme for the connection of the reader to the XMP-K24^{plus} /XMP-K32



Hints for wiring:

The power supply can be provided central by the XMP-K24^{plus} /XMP-K32 (recommendation). The connection can be realized star- or bus-like. Note the following distances:

Distance	cable type
Up to 200 m	2x2x0,8 (shielded)

Meaning of the micro switches SW1

Switch	Meaning
1-3	For binary setting of the reader addresses 0..7 (e.g. only switch 1 = ON → reader address 1, or only switch 3 = ON → reader address 4, or 1, 2 and 3 = ON → reader address 7)
4	Default OFF
5	Baud rate setting to K24/K32 OFF: 9600 (suggested); ON = 19200
6	ON = UCI-Protocol
7	Reserved
8	ON = Boot loader activated

Hints to the reading procedures

The TMC2450/2460 reads the unique identification number (UID) or sector-block-information of Mifare cards. The UID is transferred decimal in 14 digits. The block content can as well as 16 digits (ASCII format) or 32 digits (half-byte) transmitted.

It is possible to download up to five different keys into a card reader. The reader supports MAD1 (Mifare application directory).

Hints to the reading distance

In dependence on the environment conditions and types of data carrier the reading distance can be 30 -60 mm. Metal particles within the distance of 120 mm to the reader can reduce the reading distance.

Meaning of the LEDs

- Yellow: operation state
- Red: not authorized
- Green: authorized
- Backside D8: communication TXD
- Backside D9: communication RXD

Reader protocol

- UCI - Omron 5 Bit (like magnetic stripe)
(Hint: XMP-K24^{plus} – firmware release 3.8 or higher needed)
- SecuCrypt® - Blowfish encryption
(Hint: only for XMP-K32/K32lite)

Build in dimensions in mm

